



**2015-2016**  
**Competition Year**  
**September 1 - August 31**

**SASP HANDBOOK**

**Scholastic  
Shooting Sports  
Foundation**

---

# TABLE OF CONTENTS

---

<b>WELCOME</b> .....	<b>3</b>
<b>GLOSSARY</b> .....	<b>4</b>
<b>OFFICIAL RULES</b> .....	<b>5</b>
1. SASP Disciplines and Sanctioning Bodies .....	<b>5</b>
2. Participant Eligibility .....	<b>5</b>
3. Grouping Athletes – Divisions .....	<b>6</b>
4. Teams – Definition of Terms .....	<b>7</b>
5. Team Requirements .....	<b>8</b>
6. State Advisor, Head Coach & Assistant Coach/Adult Volunteer – Registration. ....	<b>9</b>
7. Team – Registration Procedures .....	<b>10</b>
8. Rules Governing SASP Shoots .....	<b>11</b>
9. Safety - Required Procedures and Equipment .....	<b>17</b>
10. Dress and Conduct .....	<b>18</b>
11. Governance of the Scholastic Action Shooting Program .....	<b>19</b>
12. SASP State Team Championships .....	<b>20</b>
13. SASP State Championships – Entry Procedures .....	<b>21</b>
14. State Championships – Scoring and Awards .....	<b>22</b>
15. SASP National Team Championships .....	<b>22</b>
16. SASP National Team Championships - Entry Procedures .....	<b>23</b>
17. SASP Virtual E-Postal Match Series .....	<b>23</b>
18. Important Information .....	<b>23</b>
19. Contact the Scholastic Action Shooting Program .....	<b>24</b>
Appendix A – Stage Designs .....	<b>25</b>
Appendix B – IDPA – SSP Regulations .....	<b>29</b>

## **WELCOME**

Welcome to the Scholastic Action Shooting Program!

By joining the Scholastic Action Shooting Program (SASP) you are participating in the exciting and challenging family sport of “speed shooting”. SASP is a Youth Development Program that teaches the safe handling of firearms while at the same time developing positive life skills through a supportive environment taught by trained and supportive adult coaches. The SASP program was founded as a sister program to the Scholastic Clay Target Program (SCTP) in order to bring the same type of positive life skills and team spirit to the shooting sports.

SASP, just like SCTP, is governed by the Scholastic Shooting Sports Foundation (SSSF). The SSSF is the leader in youth development shooting sports programs. Using a combination of education and athletics, we work to enhance the growth and personal development of student athletes throughout the nation. The shooting and hunting industry understands that today’s youth are the future of our sport and we enjoy tremendous support from many industry partners and sponsors.

The backbone of the Scholastic Action Shooting Program is the Parents, Coaches, and Adult Volunteers who organize and run the program on the local and state level. Any successful youth program will always have a few dedicated passionate adults working in a leadership and guidance role. The amount of time, energy, and financial resources that these dedicated adults contribute to the program is staggering. However, when you meet the wonderful young athletes that the program produces, you will understand quickly why it is worth it and why they do what they do. The participants in the Scholastic Action Shooting Program are the greatest young people you would ever want to meet.

This handbook has been prepared to guide you through the SASP shooting year from registration to the completion of the SASP National Championships. More information is available at our website [www.sssfonline.org](http://www.sssfonline.org). Whether your child is interested in becoming a National Champion or just wants a fun and safe social activity to enjoy with his or her friends, SASP is the program for them!

Why not get them started today?

## **GOVERNING BODY**

Since 2007, the Scholastic Shooting Sports Foundation, Inc. (SSSF), a 501(c)(3) non-profit educational-athletic organization has provided the administrative support and direction for the Scholastic Action Shooting Program (SASP) and the Scholastic Clay Target Program (SCTP). SSSF was founded by the National Shooting Sports Foundation (NSSF) and receives major support from Larry and Brenda Potterfield, the MidwayUSA Foundation, many Shooting Industry Partners, and the public and private sector.

## **SCHOLASTIC SHOOTING SPORTS FOUNDATION (SSSF) MISSION STATEMENT**

The Scholastic Shooting Sports Foundation is an educational-athletic organization that exists to introduce school-age youth to the shooting sports and to facilitate their continued involvement by providing, promoting, and perpetuating opportunities to safely and enjoyably participate and compete in a high-quality, team-based sport led by trained adult coaches focused on enhancing the personal growth and development of their athletes.

## **SCHOLASTIC ACTION SHOOTING PROGRAM MISSION STATEMENT**

The Scholastic Action Shooting Program is a Youth Development Program where adult coaches and volunteers model sportsmanship, responsibility, and teamwork while using shooting sports programs to teach these and other positive life skills to SASP athletes.

## **PROGRAM DESIGN**

Youth in Grades 12 and under, plus full-time college students are eligible to participate in the safe, educational, and enjoyable sport of “speed shooting”. The SASP, like SCTP, is ideally suited to become a school sponsored Title IX Sport. Similarly it offers an absolutely “level playing field” for gender participation in the shooting sports. The SASP is a perfect fit for youth organizations such as Boy Scouts, 4-H, Future Farmers of America, Police Athletic Leagues, Girl Scouts, Boys and Girls Clubs. Any youth organization is welcome to participate in the SASP.

All SASP activities incorporate two indispensable elements – SAFETY AND FUN. Safety is incorporated into every aspect of ALL SASP activities. The learning environment at team practices and at competitive shoots is designed to include the element of FUN for all participants. SASP participants learn the safe and responsible handling and use of firearms. They discover the joy of contributing to a shared team goal and the commitment that goes along with it. During this self-discovery process, team members develop proficiency in a sport that can be shared and enjoyed with family and friends for a lifetime.

## **ADULT LEADERSHIP**

The program is led by trained and dedicated adult volunteer coaches who are committed to providing, promoting, and perpetuating opportunities for their young athletes to safely and enjoyably participate in a high-quality team-based sport. SASP Coaches must take very seriously the responsibility of being good role models to the SASP Athletes.

## **HONORING THE GAME**

Competition is an indispensable part of the SASP, but it is not the underlying principle. The “win-at-all-costs” philosophy has no place in the SASP. Striving to win while playing by the rules does. Honoring the game, exhibiting good sportsmanship, and being a responsible Team Member, are the bedrock values the SASP strives to instill. It is the DUTY of everyone involved in the SASP – Coaches, Parents, and Athletes - to set good examples for SASP Team Members. Volunteers are expected to emulate and uphold high moral and ethical standards of personal conduct.

## **GLOSSARY**

<u>Disciplines</u>	Pistol – Rimfire and Centerfire  Rifle – Rimfire
<u>Head Coach:</u>	The Team Head Coach serving as the primary point of contact and the individual responsible for communication between SASP National Administrative Office and everyone involved with the Team.
<u>NGB:</u>	National Governing Body
<u>NSSF:</u>	National Shooting Sports Foundation
<u>SASP:</u>	Scholastic Action Shooting Program
<u>SASP Squad:</u>	The SASP competitive unit consists of four (4) Athletes to a squad. A Team may have as many squads as they wish. Squads are organized based on Division (Rookie -- Rifle only, Intermediate, Senior, and Collegiate).
<u>SASP Team:</u>	ALL Athletes, Head Coaches, Assistant Coaches, and Adult Volunteers registered under the same Head Coach at a “Home” Gun Club or Shooting Facility.
<u>SCTP:</u>	Scholastic Clay Target Program
<u>SSSF:</u>	Scholastic Shooting Sports Foundation

## OFFICIAL RULES

These rules are set forth to ensure the safe and equitable treatment of all SASP participants. Their enjoyment and safety is our reward. **Rules that have been updated within the current shooting year are in red.**

### 1. SASP DISCIPLINES AND SANCTIONING BODIES

#### A. Disciplines

The Scholastic Action Shooting Program offers opportunities for TEAMS to participate in the discipline of speed shooting.

#### B. Sanctioning Body

The **SCHOLASTIC SHOOTING SPORTS FOUNDATION** ([www.sssfonline.org](http://www.sssfonline.org)) is the sanctioning body for the Scholastic Action Shooting Program (SASP). The SSSF's National Program Staff is responsible for the management of the SASP.

### 2. PARTICIPANT ELIGIBILITY

#### A. Student Status and Age

All school-age boys and girls **in Grades 12 and under** that have the physical, mental, and emotional maturity to participate in a team sport are eligible to participate in the SASP. There is also a SASP College Division for full-time college students. There is no age limit for full-time college students. Participants must be enrolled in an accredited school, home schooled program, college or university. The Athlete must be deemed academically eligible to participate in school-sponsored sports programs.

The SASP Rookie, Intermediate, and Senior program eligibility **ends with graduation from high school, or once a student reaches his/her 20th birthday, whichever comes first.** The SSSF National Program Staff has the option to grant a variance for age in view of special circumstances. High school graduates with graduation dates during the current SASP Target Year are allowed to finish out that target year. **Athletes may not compete in the Senior Division and the Collegiate Division at the same time.**

The Collegiate Division is open to all students enrolled in a post-secondary school. Students must be a full-time student and in good academic standing. There is no age limit to Collegiate Division as long as they meet the current requirements. **Students on a Collegiate Division team must all attend the same college.**

**At this time, we have former SASP athletes who have graduated high school and gone onto a college that currently does not have a team. In order for them to continue their SASP shooting career, until they can start a college team at their school, we have created the Open Division. In these rare occasions, students may shoot with the team that they participated with in SASP or SCTP while in high school. This exception must be approved by SASP HQ. While they are highly encouraged to form a college team, these athletes will have four (4) years of eligibility in the Open Division.**

**Some states have a minimum legal age requirement for handling and using firearms – check your state laws!**

#### B. Academic Eligibility

Team members must make satisfactory academic progress and be deemed eligible by school officials of their home school for participation in the school's extra-curricular activities including school sports teams.

#### C. Conduct

ALL individuals REGISTERED with the SASP (Athletes, Head Coaches/Assistant Coaches/Adult Volunteers) and those ASSOCIATED with the SASP (parents and family members, et al.) MUST comply with the conduct requirements stated in the Sportsmanship Contract.

**IMPORTANT! PLEASE NOTE: Breaches of the SPIRIT as well as the LETTER of SASP Rules including stipulations in the Sportsmanship Contract WILL be grounds for SUSPENSION or EXPULSION from the program.**

### 3. GROUPING ATHLETES – DIVISIONS

Divisions and Categories are designed to allow participants to compete on a level playing field.

#### A. Divisions

All participants in the SASP must be registered on a specific team. Teams may be composed of members from neighborhoods, houses of worship, gun clubs, and youth groups such as 4-H Clubs, Boy Scout Troops, FFA Chapters, J.R.O.T.C. Programs, Venturing Crews, Explorer Posts, Girl Scouts, Police Athletic Leagues, American Legion Posts and V.F.W. Posts, to name but a few. Students attending a school sponsoring a SASP Team are encouraged to shoot for their school.

**IMPORTANT! PLEASE NOTE:** State programs may impose more stringent rules on team composition. Please contact your State Advisor for details pertaining to your state's SASP guidelines. Your State Advisor's contact information is listed on the SASP Website at [www.sssfonline.org](http://www.sssfonline.org). If your state has created its own SASP State Website, the link will be listed under the State Advisor's contact information.

#### B. Categories

In order to level the playing field even more, novice athletes compete in a separate competitive grouping or category from the more experienced athletes. COACHES, please remember that it is your responsibility to ensure that your athletes are classified correctly. Please verify ALL SQUADDING ROSTERS at each event you attend. Incorrectly classified athletes will result in re-classification of that squad to the "Open Division", if applicable or in the case the "Open Division" does not exist for the Division, the disqualification of that squad.

#### C. Category Classification Rules

First year Athletes in the Intermediate Division will have ONE YEAR to be classified in the Entry Level Category. After one year in the Entry Level Category, Intermediate Division Athletes will be classified in the Advanced Category.

First year Athletes in the Senior Division will have ONE YEAR to be classified in the Junior Varsity Category. After one year in the Junior Varsity Category, Senior Division Athletes will be classified in the Varsity Category.

#### D. SASP DISCIPLINES/DIVISIONS/CATEGORIES

##### PISTOL – Centerfire and Rimfire

###### Intermediate Division – Grades 6-8

- Entry Level 1<sup>st</sup> year of participation in the intermediate division
- Advanced Level After 1 year of participation in the intermediate division

###### Senior Division – Grades 9-12

- Junior Varsity 1<sup>st</sup> year of participation in the senior division
- Varsity After 1 year of participation in the senior division

College There are no category divisions in Collegiate.

Open Division Competitive squad of athletes from a single team with multiple classifications. The purpose of the Open Division is to allow coaches to bring athletes to a match and compete as a group of athletes that normally would not be allowed. Intermediate and Senior Divisions athletes who compete in the Open Division will compete against other athletes in the Intermediate and Senior divisions. Those in the College Open division will compete against other Open College division teams.

SASP rules apply – no "Open" guns, SASP is shot with stock guns.

There will be no maximum limit on the number of years an Athlete can compete in Rimfire. If an athlete shot Centerfire after September 1, 2013, we are allowing a one-time option of going back to Rimfire due to changes required in Rimfire. After this one-time adjustment is made and once an athlete competes in a state, regional, national, or virtual match in Centerfire, they cannot go back to Rimfire.

### **RIFLE – Rimfire – Iron Sight & Optic Sight**

Rookie – Grades 5 and below                      No categories in Rookie Division - \*Rookie Division is only in Rifle discipline\*

#### Intermediate Division – Grades 6-8

- Entry Level    1<sup>st</sup> year of participation in the intermediate division
- Advanced Level                                        After 1 year of participation in the intermediate division

#### Senior Division – Grades 9-12

- Junior Varsity                                        1<sup>st</sup> year of participation in the senior division
- Varsity    After 1 year of participation in the senior division

College    There are no category divisions in Collegiate.

Open Division    Competitive squad of athletes from a single team with multiple classifications. The purpose of the Open Division is to allow coaches to bring athletes to a match and compete as a group of athletes that normally would not be allowed. Intermediate and Senior Divisions athletes who compete in the Open Division will compete against other athletes in the Intermediate and Senior divisions. Those in the College Open division will compete against other Open College division teams.

SASP rules apply – no “Open” guns, SASP is shot with stock guns.

## **4. TEAMS – DEFINITION OF TERMS**

### **A. Team Focus**

**The SASP is a TEAM-BASED Youth Development Program.** The intent of the SASP is to provide participants with the opportunity to be a member of a TEAM. A team is composed of a group of individuals who are committed to a common goal and who work together regularly to achieve that goal. Ultimately, to achieve this unity of purpose, team members should spend quality time together in activities other than just shooting. Team members are required to practice on a regular basis with their team (See Section 5-B, Required Practices) and are expected to participate in team fundraising efforts and community service projects.

### **B. Definition of SASP Team**

A SASP Team is defined as **four** or more individual Athletes registered by and guided by a Head Coach. There is no upper limit to the number of Athletes on a team.

### **C. Distinction Between Team and Squad**

A **TEAM** is the entire group of Athletes registered under a Head Coach. Each team is assigned a Team ID Number. **A SQUAD** is the competitive unit for every SASP competition.

### **D. Competitive Squad**

A SASP Squad that meets the Division criteria is considered a valid COMPETITIVE SQUAD and is eligible to enter and compete at the SASP State, Regional, Virtual, and National Team Championships. **A valid competitive squad is four (4) athletes in the same division/category. In the Open Division, up to two (2) Ghost Shooters may be used for One Centerfire squad and up to two (2) Ghost Shooters may be used for One Rimfire squad per team. Competitive squads must be filled with eligible shooters in the Rookie (rifle only), Intermediate, Senior, and College divisions before**

shooters may be registered for the Open Division. An example would be for a team with 6 athletes who are all eligible for the Senior Varsity Division to be placed in 1 squad of 4 athletes in Senior Varsity and 1 squad of 2 athletes and 2 Ghost shooters to be placed in the Open Division.

There is **NO LIMIT** to the number of individuals that can be registered on a Team; thus, no limit to the number of Squads per Team. **SEVERAL Squads on a single TEAM may be entered in the same competition.**

**E. Irrevocable Decision**

Participants may not be a member of nor compete for more than one team in any one SASP season. Once a participant registers with a team, the decision is an irrevocable one that remains in effect for the entire SASP season.

**F. “Cherry Picking”**

“Cherry Picking” individuals from within or from outside a state to form either a local team or a “State All-Star Team” is strictly prohibited. “Cherry Picking” is putting together a group of “hot shots”, “all-stars” or a “Paper Team” to compete at SASP State, Regional, Virtual, or National Team Championships. This practice runs counter to the letter and the spirit of the SASP and is expressly prohibited. **ATHLETES AND/OR COACHES VIOLATING THIS RULE WILL BE SUSPENDED AND MAY BE REMOVED FROM THE PROGRAM!**

**G. Athlete’s Eligibility for SASP Competitions**

SASP **Rookie**, **Intermediate** and Senior Divisions are based on school grades. If a shooter ages out of a division during the target year, they will be allowed to finish out that target year. Participants must be bona fide students enrolled in an accredited school, home schooled program, college or university. The Athlete must be deemed academically eligible to participate in school-sponsored sports programs.

Home-schooled students compete in the Division commensurate with their Fall School Semester grade level. High school graduates who were members of an officially recognized SASP team during the school year are eligible to compete for the remainder of the shooting year.

**H. Ghost Competitors**

Ghost shooters are to be utilized in the event a squad finds they do not have enough athletes to fill their Open Division squad of four (4), it is now possible they can add a maximum of two (2) Ghost shooters to complete the squad. Each Ghost shooter will take a maximum score of 120 seconds per match.

## 5. TEAM REQUIREMENTS

**A. Head Coach**

Every Team **MUST** have a **Head Coach who is 21 years of age or older**. The first and foremost responsibility of the Head Coach is to **ENSURE THE SAFETY** of all participants. Head Coaches **MUST** emphasize the safe handling and use of firearms in every facet of the Scholastic Action Shooting Program and must be willing to conduct the “Required Practices” as stipulated below in Section 5-B.

**IMPORTANT! PLEASE NOTE:** For all SASP events (practices, matches, etc.), team members must be under the supervision of the Team’s Head Coach. In the event the Head Coach cannot be present, he/she must designate an Assistant Coach/Adult Volunteer who is registered with the National Organization and covered by SSSF Insurance. Violation of this rule voids the Volunteer Liability Insurance Policy coverage, disqualifies the Team from entering an event, and may result in the removal of the Head Coach from the SASP.

**B. Required Practices**

Team Members must attend a minimum of six (6) team practice sessions in order to be eligible to shoot in a SASP State, Regional, or National Championship event representing that team. Competition Shoots are not to be counted as practice sessions.

In the event an Athlete lives more than 50 miles away from the local shooting range, verification of eligible practices may be required.



C. **Team Funding**

A Team is responsible for its own funding, including practice, travel, and shoot fees.

6. **STATE ADVISOR, HEAD & ASSISTANT COACH/ADULT VOLUNTEER – REGISTRATION**

A. **State Advisor – (Must be 21 years of age or older)**

A State Advisor’s involvement in the SASP shall be strictly as a volunteer interested in promoting SASP activities within the Advisor’s state and whose service is solely at the discretion and approval of the SASP National Office. The Advisor is expected to act in the best interest of the teams, athletes, and coaches of that State. Allegations and complaints about a State Advisor will be taken very seriously and may result in immediate removal from that position.

If interested in applying for the SASP State Advisor position in your State:

Please contact:

Tammy Mowry, National Director – [tmowry@sssffonline.com](mailto:tmowry@sssffonline.com), 724.822.7390

Rick Leach, Director of Development – [rleach@sssffonline.com](mailto:rleach@sssffonline.com), 262.894.4284

B. **Coach/Adult Volunteer Registration Required**

The Head Coach and all Assistant Coaches/Adult Volunteers MUST register with the SSSF online. An Assistant Coach/Adult Volunteer is any adult working with one or more SASP Athletes where they have direct control of the Athlete(s).

**IMPORTANT! PLEASE NOTE:** Returning SASP State Advisors, Head Coaches, Assistant Coaches, and Adult Volunteers who were registered with the SASP during the SASP season and have a User ID and Password, go directly to Section 6F, below.

C. **Head Coach Registration – (Must be 21 years of age or older)**

SASP Head Coaches are required to complete this three-step registration procedure before starting the Team Registration process:

- Register in the SSSF SHOT System
- The registration procedure includes three elements:
  - Head Coach Registration Form
  - Background Check (every two years)
  - “Double-Goal” Coaching Course (required one time)

Make sure you keep copies of all your forms for your records. Once you complete all registration steps, you will receive by email a Coach User ID Number with Password.

**IMPORTANT! PLEASE NOTE:** Once the Advisor/Coach registration fee has been received by the SASP National Office, monitor your email for a message providing you with a link to perform your Background Check and a Coach Course Code. You will need the Coach Course Code to access the “Double-Goal Coach Course” on the Positive Coaching Alliance Website.

Each State Advisor and Head Coach will have his/her contact information posted on the SASP Website ([www.sssfonline.org](http://www.sssfonline.org)) for prospective participants looking to join a SASP Team in their area or for other Teams looking for Team competition. Listings will be by state and will include name, e-mail address, telephone number, and city.

D. **Assistant Coach/Adult Volunteer Registration – (21 years of age or older)**

SASP Assistant Coaches/Adult Volunteers are required to complete the registration process before working with Athletes.

**IMPORTANT! PLEASE NOTE:** Your Head Coach must already be registered and created a Team before Assistant Coaches/Adult Volunteers can begin their registration.

- Register in the SSSF SHOT System

- The registration procedure includes three elements:
  - **Assistant** Coach Registration Form
  - Background Check (every two years)
  - “Double-Goal” Coaching Course (required one time)

You will be prompted step-by-step to provide the necessary information. Make sure you keep a copy of all your forms for your records. Once you complete all registration steps, you will receive by email a Coach User ID Number with Password.

**IMPORTANT!** PLEASE NOTE: Once Coach/Volunteer registration fee has been received by the SASP National Office, monitor your e-mail for a message providing you with a link to perform your Background Check and a Coach Course Code. You will need the Coach Course Code to access the “Double-Goal Coach Course” on the Positive Coaching Alliance Website.

#### E. **Accepted Coach Credentials**

##### **PISTOL & RIFLE**

A qualified coach **MUST** be on the field at all times when a SASP Team is practicing or competing. **The preferred Coach Credential is the NRA/CMP/USA Shooting Level 1 Pistol Coach. Some coaches may have prior credentials before joining SASP. The following certified coach training programs are grandfathered:**

- ▶ NRA Certified Pistol Instructor Credential
- ▶ NRA Level 1 Pistol Coach Credential
- ▶ 4-H Shooting Sports Pistol Certification
- ▶ State Agency Coaches Course
- ▶ IDPA Safety Officer or SO Instructor Certification
- ▶ NROI **Range** Officer Certification
- ▶ **NRA Range Safety Officer Credential**

**Other certified programs may qualify, please contact the SASP National Administrative Office for determination.**

#### F. **Previously Registered State Advisors, Head Coaches, Assistant Coaches, & Adult Volunteers**

Those having registered in the previous SASP season and have a User ID and Password should go to the SASP website at [www.sssfonline.org](http://www.sssfonline.org) and login using their User ID and Password and will have access year-round for management of their team.

The system will “RESET” on September 1 of every year. This will temporarily inactivate the account for the users until the Head Coach performs a new background check and it is approved by the SSSF main office. Upon approval and payment received from the Head Coach of the team, the account will reactivate and allow the team to access all tools.

**IMPORTANT!** PLEASE NOTE: In order to communicate with all of our coaches, we need the users to ensure accuracy of all e-mail addresses. This is our primary means of communicating with the teams. The SSSF will not be responsible for lost communications due to the e-mail addresses not being updated.

All coach course codes and background check passwords are accessible from the Head Coach interface in the SHOT system. The “Double Goal Coach Course” is required to be taken only once. Until the registration process is completed, State Advisors, Head Coaches, and Assistant Coaches/Adult Volunteers will be locked out of accessing the full tools of the SHOT system.

## 7. **TEAM – REGISTRATION PROCEDURES**

#### A. **Initial Team Registration**

Each registered Head Coach is responsible for registering his/her Team by following the process below:

- Log on to the SASP website at [www.sssfonline.org](http://www.sssfonline.org)

- Input your User ID and Password to access Manage Teams > add new Team for creating your Team
- Follow the on-screen directions to complete the Team Registration.
- Once the Team is registered, click on Manage Teams > Athletes > Add New Athlete button to complete the on-line Team Roster process. The Athlete Registration-Consent & Waiver Form registers individual Athletes; the Team Registration Form registers the Team with the SSSF.
- To pay the Athlete Registration Fee, go to Manage Teams > Missing Payments. There you can choose to Pay by Check or Pay by Credit Card.
- **HEAD COACHES OF RETURNING TEAMS: There is no need to re-register, just update your Team's information using "EDIT" under Manage Teams.**
- After updating your Team's information, click on:
  - Manage Teams > Athletes > edit to update an Athlete's profile.
  - To delete or add an Athlete, go to Manage Teams > Athletes and follow the on-screen directions.
  - To pay the Athlete Registration Fee, go to Manage Teams > Missing Payments. There you can choose to Pay by Check or Pay by Credit Card.
- Mail Forms to SASP National Administrative Office
  - After making a copy of the ATHLETE REGISTRATION/CONSENT & WAIVER FORM for your records, the Original form must be sent to the SASP National Administrative Office for each Athlete registered. **No one will be registered without these original forms on file at the SASP National Administrative office. These forms are required for ALL registered Athletes even if they are 18 years of age or older.** A parent or legal guardian's signature is required for anyone under 18 years of age.
  - The Head Coach keeps a copy of the Consent & Waiver Form, along with the Sportsmanship Contract and Medical Consent form with original signature (signed in ink) on file. For your protection, please retain copies of ALL forms submitted to the SASP National Administrative Office.
- Click Print Forms, download and print copies of each form listed below. Make a copy of each form for the number of Athletes you plan to register and distribute the forms to Athletes or their parents to complete, sign, and return to you.
  - Athlete Registration - Consent & Waiver (2015 -16 SASP Athlete Consent & Waiver)
  - Sportsmanship Contract (2015 -16 SASP Sportsmanship Contract)
  - Medical Consent (2015 -16 SASP Medical Consent)

Collect the completed and signed paperwork for every Athlete you plan to register BEFORE beginning the on-line Team Registration process.

#### B. Registration Deadline

The DEADLINE for **TEAM** Registration is five (5) **days PRIOR** to the SASP State Team Championship. Registration forms and payment **MUST** be received prior to competition.

## 8. RULES GOVERNING SASP SHOOT

All SASP competitions will be conducted in accordance with the rules of the Scholastic Action Shooting Program.

### MATCH RULES AND CONDITIONS

**Eye and ear protection for all shooters AND ALL SPECTATORS are required. Individuals observed without eye or ear wear will be required to leave the shooting area.**

If an athlete drops a magazine or other non-gun accessory, it must remain on the ground until the shooter finishes that string of fire. The shooter may then pick up the item once they have tabled or bagged their gun and have been given permission by the Safety Officer.

## A. Pistol Caliber and Action Type, Allowable Condition

At regional and national SASP matches, equipment checks will be done to ensure all athletes are following the IDPA Stock Service Pistol (SSP) Division requirements for handguns that are permitted. This is also recommended for state matches as well. Please see Appendix B for IDPA Stock Service Pistol (SSP) Division descriptions.

### Centerfire – Firearms Allowed

1. Handgun. All SASP matches will be shot with any “stock” handgun. For SASP, a stock handgun is defined in the IDPA rules covering Stock Service Pistol and Revolver. For a current list of approved handguns visit: <http://members.idpa.com/Content/Rules/x2gukat1.wyt.pdf>. SASP matches are shot with iron sights only – adjustable sights and fiber optic inserts are allowed but no electronic sights. No compensators, ported barrels, muzzle brakes or barrel weights. Scopes, red-dot and laser assisted sighting systems are prohibited. Revolvers chambered in .357 Magnum or .38 Special are also legal, as long as .38 Special ammunition is used. The maximum rounds allowed in a magazine is 10 with one additional in the chamber. The maximum number in a revolver is 6 rounds.
2. Ammunition. While 9mm Luger (9x19) is the recommended caliber for SASP, .40 S&W, 45ACP or .38 Special may be used. The minimum power factor allowed for SASP competition is 125 (bullet weight x velocity divided by 1,000). For those using .357 Magnum / .38 Special revolvers, only .38 Special ammunition may be used with a minimum power factor of 105.
3. Disconnection or disabling of any safety device on any gun is not allowed.
4. Start Condition:  
DA/SA firearms will start hammer down.

Firearms with a decocking lever or button will be decocked using the lever or button.

If the hammer must be lowered by pulling the trigger and manually lowering the hammer, the hammer will be lowered to the lowest position possible.

Manual safeties may be engaged or not at the shooter’s discretion.

### Rimfire – Firearms Allowed

Handguns with iron sights only – adjustable sights and fiber optic inserts are allowed but no electronic sights. No compensators, ported barrels, muzzle brakes, or barrel weights. All handguns are to safely use .22 Long Rifle ammunition. Any commercially available .22LR ammunition will be considered suitable for competition.

1. Handgun. All SASP matches are shot with iron sights only – adjustable sights and fiber optic inserts are allowed but no electronic sights. No compensators, ported barrels, muzzle brakes or barrel weights. Scopes, red-dot and laser assisted sighting systems are prohibited. All handguns are to safely use .22 Long Rifle ammunition. Any commercially available .22LR ammunition will be considered suitable for competition. The maximum rounds allowed in a magazine is 10 with one additional in the chamber. The maximum number in a revolver is 6 rounds.
2. Due to the misfire/jamming issues generally associated with rimfire, a competitor will be allowed one (1) “Mulligan” per stage if the issue is related to ammo/gun failure. When using the “Mulligan”, the shooter will be allowed to reshoot the string in which the incident occurred. It will be the responsibility of the competitor or coach to request the “Mulligan”.

This rule only applies to gun/ammo related failures and does not cover operator mistakes such as not properly seating a magazine, etc. This should be determined by the Safety Officer running the stage. If there is a question, the competitor should be given the benefit of the doubt.

This rule does not apply to the Centerfire Division.

When clearing a jam/misfire on the clock, the competitor may not use any tools to clear the problem. Tools may only be used off the clock.

3. Ammunition. All Handguns are to safely use .22 Long Rifle ammunition. Any commercially available .22 LR ammunition will be considered suitable for competition.
4. Start Condition:  
For Rimfire Division Only: DA/SA firearms can start hammer back.  
  
Manual safeties may be engaged or not at the shooter's discretion.
5. Disconnection or disabling of any safety device on any gun is not allowed.
6. Use of Chamber Flags – for some rimfire pistols, it is not advisable to pull the trigger on an empty chamber. All rimfire firearms leaving the firing line will be required to have a chamber flag inserted in the chamber. If a chamber flag is not available, a length of weed trimmer line (long enough to be inserted in the breech end of the pistol and exit the muzzle end) will be acceptable.

The slide may either be locked back or closed on the chamber flag.

**B. Rifle Caliber and Action Type, Allowable Condition**

All Rifle matches will be shot with any repeating rifle with a detachable box magazine chambered in .22LR. Tubular magazine rifles are not permitted since they present the risk of requiring hands around the muzzle to load and unload, in addition to the additional time to reload between strings of fire. The maximum rounds allowed in a magazine is ten with one additional in the chamber.

Any commercially available .22LR ammunition will be considered suitable for competition.

1. Iron Sight Division – Firearms with iron sights, adjustable sights and fiber optics are allowed but no electronic sights. Compensators are permitted, no suppressors. Slings may be on the gun but not used. Firearms must have detachable box magazines.
2. Optic Division – Firearms with scopes, optic sights, light gathering scopes, battery powered optics. Compensators are permitted, no suppressors. Lasers are not allowed. Slings may be on the gun but not used.
3. Due to the misfire/jamming issues generally associated with rimfire, a competitor will be allowed one (1) "Mulligan" per stage if the issue is related to ammo/gun failure. When using the "Mulligan", the shooter will be allowed to reshoot the string in which the incident occurred. It will be the responsibility of the competitor or coach to request the "Mulligan".

This rule only applies to gun/ammo related failures and does not cover operator mistakes such as not properly seating a magazine, etc. This should be determined by the Safety Officer running the stage. If there is a question, the competitor should be given the benefit of the doubt.

When clearing a jam/misfire on the clock, the competitor may not use any tools to clear the problem. Tools may only be used off the clock.

4. Ammunition. All rifles are to safely use .22 Long Rifle ammunition. Any commercially available .22 LR ammunition will be considered suitable for competition.
5. Start Condition:  
Manual safeties may be engaged or not at the shooter's discretion.

6. Disconnection or disabling of any safety device on any gun is not allowed.
7. Use of Chamber Flags – for some rimfire rifles, it is not advisable to pull the trigger on an empty chamber. Starting with the 2014/2015 target season, all rimfire firearms leaving the firing line must have a chamber flag inserted in the chamber. If a chamber flag is not available, a length of weed trimmer line will be acceptable.

The bolt may either be locked back or closed on the chamber flag.

### C. Scoring

SASP is a timed event so your time is your score. The four “bang” targets must be hit during each string of fire and the “stop” target will be hit last to stop the time. A “bang” target is any of the four non-“stop” targets of a stage. Each athlete will shoot five strings. The best four out of five runs are combined for a total score for each stage. If the stop target is hit before all bang targets have been hit, there is a 3 second penalty for each bang target not hit. **If the athlete does not hit the stop plate, a maximum score of 30 seconds is recorded for that string.** The maximum time allowed for each individual run is 30 seconds. The competitor will be stopped and asked to prepare for the next string of fire if they reach the 30 second limit. A three (3) second procedural penalties will also be given for:

- Creeping, movement, or jumping before the start signal sounds. Verbal warning will be given for 1<sup>st</sup> time, 2<sup>nd</sup> time will result in a procedural.
- If competition is held with multiple stages on one bay, shooting at the wrong targets.
- Starting with finger within trigger guard – Verbal warning will be given for 1<sup>st</sup> time, 2<sup>nd</sup> time will result in a procedural.
- Reloading with finger within trigger guard – Verbal warning will be given for 1<sup>st</sup> time, 2<sup>nd</sup> time will result in a procedural.

When a Safety Officer or Score Keeper calls a miss, it is the athlete or coach’s responsibility to appeal the decision at the end of that particular string of fire. The Safety Officer and/or Score Keeper will then go down range and check the target. Once the next string of fire begins, there will be NO further opportunity to appeal the call.

NOTE: All Targets should be painted before each athlete begins his/her string of fire. Be sure all edges as well as the face are covered.

Competitors may fire as many rounds as they need to complete each string of fire. It is the responsibility of the athlete to check their scores as written on their scoresheets after completing shooting. Any questions concerning the scores entered on the scoresheet should be asked of the Range Officials at that time. If the question is not resolved, a Match Director will then be summoned. **It is the athlete’s responsibility to submit the correct scoresheet for the each stage and match.**

### D. Ties

If a tie occurs for final ranking, the In & Out stage score will be used as the tie-breaker. If that does not break the tie, the fastest single run of that stage will be used as the tie-breaker. If still needed, the second and third run will be used as the tie breaker.

## E. Starting Commands

SASP ranges are cold! Firearms will be kept in cases/bags until it is the athletes turn to compete. Holsters are not an acceptable mode of transporting pistols. Firearms will not be loaded except as directed by Safety Officers/Match Officials.

Always follow the basic Safety rules:

- Rule #1: Always keep the gun pointed in a safe direction
- Rule #2: Always keep your finger off the trigger until ready to shoot
- Rule #3: Always keep the gun unloaded until ready to use

Semi-autos will have an empty chamber and magazine well. Revolvers must have all chambers and cylinders empty.

After firing, no competitor may leave the firing position until the firearm has been unloaded, inspected and cleared by the Safety Officer. The competitor, under commands from the Safety Officer, will then place the firearm in a gun case or bag. Holsters are not an acceptable mode for carrying a firearm. If the firearm is being used by the next competitor the Safety Officer should cant the firearm to the right berm. The Safety Officer may also move the firearm to table or station under his/her control.

During loading or unloading, engaging the course of fire and during clearing the firearm in the event of a malfunction, the muzzle of the firearm must ALWAYS be kept pointed down range AND FINGER OUTSIDE OF THE TRIGGER GUARD. If the limit line (180 degrees of the shooter box) is violated with a loaded gun, the shooter will be asked to unload and will be disqualified from the entire match.

In the event a firearm cannot be unloaded due to a broken or failed mechanism, the shooter will notify the Safety Officer/Match Director. In no case, will an athlete leave the line with a loaded firearm.

During a SASP match, athletes must not handle their firearms, except when instructed by a Match Official or in designated areas.

Should a firearm be dropped during a course of fire, the athlete will not pick up the firearm, but must call a Safety Officer/Match Official to do so. The Safety Officer/Match Official will then unload and inspect the firearm.

An unloaded sight picture of one string is allowed – the finger must remain outside of trigger guard. The athlete may take one loaded sight picture of the first target during their pre-shot routine.

## RANGE COMMANDS

### “Range is Hot, Eyes and Ears”

This is the first command given to the shooter starting the action of shooting a stage. This command signifies the start of the course of fire. The shooter will make sure that their eye and hearing protection is in place. It is also notification to anyone in the shooting bay to check their own eye and hearing protection is properly fitted.

### “Load and Make Ready”

Before issuing this command, the Safety Officer should visually confirm that the competitor, and all others on the range, have eye and ear protection in place, that he/she is facing downrange, and that he/she is in all other respects prepared to handle the firearm.

The competitor may then pick up the firearm and magazine from the table, load the firearm and point at the low-ready flag down range. Once the “Load and Make Ready” command has been given, the competitor must not move away from the start location

prior to issuance of the “Start Signal” without the prior approval, and under the direct supervision, of the Safety Officer.

**“Are You Ready?”**

The lack of any response from the competitor indicates that he fully understands the requirements of the course of fire and is ready to proceed. If the competitor is not ready at the “Are You Ready?” command, he must state “Not Ready”.

**“Standby”**

This command should be followed by the audible start signal within 1 to 2 seconds.

**“Start Signal”**

The signal for the competitor to begin their attempt at the course of fire. If a competitor fails to react to a start signal, for any reason, the Safety Officer will confirm that the competitor is ready to attempt the course of fire, and will resume the range commands from “Are You Ready?”

**“Reload if Required and Make Ready for Your Next String”**

This command may be used following the 1st through 4th strings. (Experienced shooters may not need this command).

**“Stop”**

Any Safety Officer assigned to a stage may issue this command at any time during the course of fire. The competitor must immediately cease firing and wait for further instructions from the Safety Officer.

**“Unload And Show Clear”**

This command is used following the final string. If the competitor has finished shooting, he must lower his firearm, remove the magazine, then clear the chamber, lock the slide to the rear for inspection by both himself and the Safety Officer.

**“Case or Bench”**

The competitor then must place the firearm on the table (or gun bag/case) before the Safety Officer can call the range safe and clear to go down range to score/paint targets.

**“Range is Clear”**

This command indicates to the shooter and anyone within the stage boundaries that the range is clear. This command begins the scoring and resetting of the stage.

**F. Safety Violations**

Any of the following two violations shall result in disqualification:

- Dropping of an unloaded firearm.
- Any grossly uncontrolled shot or accidental discharge. Uncontrolled is defined as a shot that is contained downrange within the berm and more than six feet from the shooter.
- Picking up a dropped firearm without the direction of a match official.
- Starting with Finger within trigger guard – After 3<sup>rd</sup> violation (see section B on scoring procedural for first two violations).
- Reloading with finger within trigger guard - – After 3<sup>rd</sup> violation (see section B on scoring procedural for first two violations).

The following violations shall result in automatic disqualification from the tournament:

- Pointing a loaded or unloaded firearm up range (breaking the 180).
- Dropping a loaded firearm.
- Leaving the line with a loaded firearm.



- Any shot fired into the ground within six feet of the contestant or over the backstop/berm.
- Unsafe handling of a loaded firearm.
- Contestants under the influence of alcohol or non-prescribed drugs.
- Any behavior or action in violation of sportsmanship codes, or that which directly and/or adversely affects the performance of another competitor.
- Any disrespectful words and/or gestures to or towards a Safety Officer/Match Official.
- **Non-legal firearm.**
- **Non-legal accessories.**

Coach must be notified of athlete violations.

#### G. Stages

The official stages of SASP are:

- Focus
- Go Fast!
- In and Out
- Speed Trap

#### G. Targets

Action Targets is a founding partner of the Scholastic Action Shooting Program. In addition, targets may be also purchased from GT Targets or may be manufactured by the club as long as they meet specifications as listed in the Steel Resource Guide at [http://www.actiontarget.com/wp-content/uploads/2010/10/pt\\_Steel\\_Target\\_Resource\\_Guide.pdf](http://www.actiontarget.com/wp-content/uploads/2010/10/pt_Steel_Target_Resource_Guide.pdf)

##### Target Specifications

All round targets are 5' high to the top of the target and all rectangles are 5'6" to the top of the target (as set by a transom from the shooter's box).

All targets are painted white and will be re-painted prior to each Athlete's first run on each course of fire.

## 9. SAFETY – (REQUIRED PROCEDURES AND EQUIPMENT)

### A. Supervision at SASP Events

For all SASP events (practices, matches, etc.), team members must be under the supervision of the Team's Head Coach. In the event the Head Coach cannot be present, he/she must designate an Assistant Coach/Adult Volunteer, who is registered with the National Program, to provide supervision and leadership. Violation of this rule voids the Volunteer Liability Insurance Policy coverage, disqualifies the team from entering an event, and may result in the removal of the Head Coach from the SASP.

### B. Required Eye and Ear Protection

**Eye and ear protection for all shooters AND ALL SPECTATORS are required. Individuals observed without eye or ear wear will be required to leave the shooting area.**

### C. Allowable Equipment – Handguns and Ammunition

1. **Pistol - Centerfire:** All SASP matches will be shot with any “stock” handgun. For SASP, a stock handgun is defined in the IDPA rules covering Stock Service Pistol and Revolver. For a current list of approved handguns visit: <http://members.idpa.com/Content/Rules/x2gukat1.wyt.pdf>. SASP matches are shot with iron sights only – adjustable sights and fiber optic inserts are allowed but no electronic sights. No compensators, ported barrels, muzzle brakes or barrel weights. Scopes, red-dot and laser assisted sighting systems are prohibited. Revolvers chambered in .357 Magnum or .38 Special are also legal, as long as .38 Special ammunition is used. The maximum rounds allowed in a magazine is 10 with one additional in the chamber.

**Pistol - Rimfire:** All SASP matches are shot with iron sights only – adjustable sights and fiber optic inserts are allowed but no electronic sights. No compensators, ported barrels, muzzle brakes or barrel weights. Scopes, red-dot and laser assisted sighting systems are prohibited. All handguns are to safely use .22 Long Rifle ammunition. Any commercially available .22LR ammunition will be considered suitable for competition. The maximum rounds allowed in a magazine is 10 with one additional in the chamber.

2. **Rifle –**

**Iron Sight:** Firearms with iron sights, adjustable sights and fiber optics are allowed but no electronic sights. Compensators are permitted, no suppressors. Slings may be on the gun but not used. Firearms must have detachable box magazines.

**Optic:** Firearms with scopes, optic sights, light gathering scopes, battery powered optics. Compensators are permitted, no suppressors. Lasers are not allowed. Slings may be on the gun but not used.

3. **Ammunition –**

**Centerfire:** While 9mm Luger (9x19) is the recommended caliber for SASP, .40 S&W, 45ACP or .38 Special may be used. The minimum power factor allowed for SASP competition is 125 (bullet weight x velocity divided by 1,000). For those using .357 Magnum/.38 Special revolvers, only .38 Special ammunition may be used with a minimum power factor of 105. Reloads are **ALLOWED** for practices and competitions, provided they meet the power factor.

**Rimfire:** All firearms are to safely use .22 Long Rifle ammunition. Any commercially available .22 LR ammunition will be considered suitable for competition.

## 10. DRESS AND CONDUCT

### A. Appropriate Dress

Each registered SASP participant, whether Athlete, Coach, or Adult Volunteer, represents not only the Scholastic Shooting Sports Foundation, but also the entire Scholastic Action Shooting Program including one’s team, the team’s sponsoring institution (e.g., school, club, church, community organization, youth organization, etc.), and at the national level, their state. Promoting a positive image is in the best interest of the SASP and everyone involved with it. Appropriate dress for everyone associated with SASP goes a very long way in making a positive impression.

1. **Tops –** Shirt must have sleeves. Items of clothing that expose any part of the torso are prohibited. These include, but are not limited to, cutoff T-shirts, halter tops, tank tops, etc.
2. **Bottoms –** Shorts must be no higher than half way between the knee and hip. Short shorts, short skirts and low riding shorts or pants revealing undergarments or buttocks are prohibited.
3. **Clothing Adornments –** Shirts, hats, pants – any clothing – and any other associated items carried, worn, etc., with pictures, caricatures, designs, messages, writings, or other embellishments with direct or indirect references to alcohol, tobacco, sex or sexual connotations, drugs, gambling or profanities are prohibited.
4. **Foot Wear –** Shooting in flip-flops or opened-toed shoes/sandals is prohibited. Violation of this rule may be grounds for disqualification.

**B. Conduct (Applies to Coaches and Athletes)**

Acts of using abusive or profane language, displaying unsportsmanlike conduct (includes but not limited to: arguing with referees; unsafe handling/use of pistols; disrupting a competitor; cheating, etc.). Consuming alcohol or using non-prescribed drugs before or during any SASP activity are prohibited, will not be tolerated, and are grounds for disqualification, suspension, and expulsion from the program. **No tobacco, e-cigarette or vapor products are permitted on SASP bays.**

HONOR THE GAME, TREAT OTHERS WITH RESPECT, AND FOLLOW THE RULES!

**11. GOVERNANCE OF THE SCHOLASTIC ACTION SHOOTING PROGRAM**

**A. SSSF National Program Staff**

The SSSF National Program Staff is responsible for the administration of the SASP and is the arbiter and final decision making authority for resolving SASP issues. SASP is committed to optimizing participation opportunities for SASP Athletes. That commitment includes ensuring that no SASP Athletes are disqualified due to circumstances beyond their control. Special circumstances may be brought to the attention of the SSSF National Program Staff at the following address:

**SCHOLASTIC SHOOTING SPORTS FOUNDATION - SASP**  
**288 Crisswell Road**  
**Butler, PA 16002**  
**E-Mail address: [tmowry@sssfonline.com](mailto:tmowry@sssfonline.com) or [rleach@sssfonline.com](mailto:rleach@sssfonline.com)**  
**Website: [www.sssfonline.org](http://www.sssfonline.org)**

**B. State Advisors, State Steering Committees, and Regional Field Representatives**

SASP State Advisors are the SSSF's "point person" for the SASP in the state. As frontline representatives, State Advisors focus upon providing coaches with up-to-date program information, maintaining open lines of communication with gun clubs sponsoring SASP Teams, working with State Wildlife Agencies to develop cooperative agreements, partnering with established youth organizations, and actively pursuing support for the SASP from the various NGB state associations.

SASP National Program Staff are at-will employees with the SSSF. Volunteer positions are done on an annual basis and serve at the pleasure of the National Program. The National Program may or may not chose to reinstate a State Advisor, Head Coach, Assistant Coach, Adult Volunteer or State Steering Committee member with or without cause.

During the SASP State Team Championship, State Advisors are there to assist Head Coaches in the procedures for registering their team and to ensure a procedure is in place for keeping and posting teams' scores. State Advisors certify the winning teams' scores to the SASP National Staff and post scores to the website.

It is highly recommended that each State have a SASP State Steering Committee composed of stakeholders from state agencies, school administrators, high school athletic directors, NGB's, organized youth groups, et al. This committee can plan and conduct the statewide program.

**C. Appeals**

Before an appeal is submitted to the SASP National Administrative Office, the aggrieved party must first submit the issue at the local level (i.e., the team or club). Failing resolution at the local level, the issue must be submitted to the State Steering Committee or State Advisor for resolution. If the issue cannot be resolved at the local or state levels or if the State Advisor is involved in the issue, then it must be appealed to the Director of Development, then and only then, after these avenues for have been exhausted, the Director of Development may certify the issue is unresolved and must forward the appellant's SASP APPEAL FORM to the SASP National Administrative Office.

**D. Appeal Process**

1. **Issue in Dispute** - The issue in dispute must involve a violation of a specific SASP rule or policy.

2. **Qualified Appellant** - The injured or aggrieved party **MUST** be registered with the Scholastic Shooting Sports Foundation and a member of a SASP Team officially recognized by the SSSF. Appeals from anyone other than a SASP registered member WILL NOT be considered.
3. **Head Coach Concurrence** - Appeals filed by an SASP Athlete must have the concurrence of the Athlete's Head Coach. The Head Coach must sign the SASP Appeal Form.
4. **Filing Procedure** – If all efforts at the local level to resolve the issue have failed, the eligible appellant must submit a written appeal on the **SASP APPEAL FORM** (which is available via email from SASP National Administrative Office) within 72 hours of the incident to the State Advisor, State Steering Committee or Director of Development specifying which SASP rule or policy was violated and a statement of facts as to how the rule or policy was violated. The complaint must include the date and specific location of the violation and the names of any witnesses to the violation. In the event no State Advisor or State Steering Committee exists, appeals may be transmitted directly to the Directors of Development. A written hard copy with the date and an original signature must also be submitted and received before any decision is reached or announced.
5. **Filing Fee** - All appeals must include a \$50 filing fee (cashier's check or money order only) that will be held until a decision on the appeal is reached. This fee will be returned if the ruling is in favor of the appellant. If the ruling is not in favor of the appellant, the filing fee is forfeited.
6. **National Program Staff Response to Appellant** - Within thirty (30) days of the receipt of the mailed copy of the appeal, the appellant will receive a written notice of the decision on the appeal. The appellant has the right to appeal the National Program Staff's decision to the SSSF's Board of Trustees. The decision of the Board of Trustees is **FINAL**.

## 12. SASP STATE TEAM CHAMPIONSHIPS

### A. State Championship Events

SASP Teams entering valid Competitive Squads may compete for Team awards in the following divisions:

- ▶ **ROOKIE (Rifle only)**
- ▶ **INTERMEDIATE**
- ▶ **SENIOR**
- ▶ **COLLEGIATE**

### B. Eligibility for SASP National Team Championship Events

A SASP State Team Championship should be conducted in which a state plans to send a Squad to the SASP National Team Championships. **While it is encouraged for states to have an SASP State Championship, for the competition year of 2015-2016 ending August 31, it will not be a requirement for Athletes to attend the 2016 SASP National Team Championships.**

### C. Event Scheduling

SASP State Team Championships may be held whenever desirable. The State Advisor must post the event details on the SASP website ([www.sssfonline.org](http://www.sssfonline.org)) or contact the SASP National Administrative Office with the event details.

### D. Competitive Squad

ALL SQUADS entering a State Championship must be deemed a valid COMPETITIVE SQUAD (see Section 4-D, Competitive Squad). **Head Coaches may enter as many COMPETITIVE SQUADS as they wish in the SASP State Championships.**

**ALL Team Members should be encouraged to participate in the SASP State Team Championship even if they cannot be made part of a valid COMPETITIVE SQUAD.**

E. **Special Circumstance Rule – “BUMP UP”**

In exceptional circumstances where a valid Competitive Squad cannot be constituted, Athletes may be elevated or “Bumped Up” to a higher Category within a Division or to a higher Division in order to fill a short squad. All “Bump Up” requests must first be submitted to the State Advisor for a recommendation. State Advisors will communicate their recommendation to the SASP National Staff for a final decision. If there is no State Advisor in the state, the request must be submitted directly to the SASP National Staff.

Once a lower Category or Division Athlete has been “BUMPED UP” in a discipline, he or she must compete at the higher level in that discipline for the remainder of the SASP Season. In no case will a “BUMPED UP” Athlete be allowed to return to a lower Category or Division in the discipline during that SASP season.

An “open” class division has been created so that coaches do not have to bump up athletes if they do not wish to.

F. **Match Score Registration**

All match scores at SASP State Team Championships will be registered with the SASP National Administrative Office.

13. **SASP STATE TEAM CHAMPIONSHIPS – ENTRY PROCEDURES**

A. **State Team Championship Entry Form**

Entry into a SASP State Team Championship requires the Head Coach to submit a SASP STATE TEAM CHAMPIONSHIP SQUAD ENTRY FORM to the SASP National Headquarters for each SQUAD entered. This form **MUST** be submitted via email or other means to the SASP National Administrative Office.

FAILURE TO SUBMIT THE SQUAD ENTRY FORM IN A TIMELY MANNER <u>MAY</u> RESULT IN DISQUALIFYING THE SQUAD FOR SASP TEAM AWARDS.
--

Head Coaches that do not have access to the Internet should contact either their SASP State Advisor or the SASP National Administrative Office for assistance with the Squad entry procedure.

Changes may be made to Squad Entry Forms, by Head Coaches, through the SASP Web up to 72 hours prior to the State Championship, so long as the substitution does not alter the division and category of the Squad. **The SASP National Administrative Office must approve any change that affects a Category or Division.** Head Coaches should print off a revised Squad form to submit to the State Advisor upon registering for the State Championship event. After 72 hours, Head Coaches will need to contact the State Advisor (or authorized shoot manager for the event if State Advisor is unavailable) for the event to make any last minute adjustments.

**Head Coaches are urged to emphasize to their Athletes the importance of making a commitment to the TEAM and keeping it. Simply put, if a team member indicates he or she will attend the event, they have an obligation to the team and particularly to their squad mates to attend the event.**

B. **Squad Substitutions**

Changes may be made to the SASP State Team Championship Squad Entry Form prior to the event.

The Head Coach for the team is the only person allowed to make changes to Squad Entry Form. The changes may be made through the SASP Website up to 72 hours before the State Championship event. Once the 72-hour deadline has passed, Head Coaches will need to contact the State Advisor for approval prior to registering the squad at the shoot.

**IMPORTANT! PLEASE NOTE: NO SUBSTITUTIONS will be allowed after a competitor fires the first shot of a legal run. Once a Squad Member fires a legal run in ANY SASP State Team Championship event, his/her score will be counted as part of the Squad’s aggregate score even if he/she cannot finish the event. For every stage not completed, the score will be the mandatory 120 second time; i.e. if a shooter fails to complete a stage then his/her score for that stage will be 120 seconds). If they fail to complete a full match then the score will be what they have shot plus 120 seconds for the remaining stages.**

## 14. STATE CHAMPIONSHIPS – (SCORING AND AWARDS)

### A. Score Tabulation and Posting

The State Advisor (or designated representative) checks and posts ALL squad scores. Score sheets **must** be submitted the SASP National Administrative Office as soon as possible.

### B. Web Posting of Scores

State Advisors and/or Head Coaches should submit the 1<sup>st</sup>, 2<sup>nd</sup>, and 3<sup>rd</sup> place squad scores for each Division, plus all squad scores to the SASP National Administrative Office. Child protection issues require that posted scores list only the Athletes' names and their scores. Additional information may include the Coach's name, names of the Squad and Team, and the City or Town.

### C. SASP State Championship Awards

The Scholastic Shooting Sports Foundation will provide awards for the winning Squads placing 1<sup>st</sup>, 2<sup>nd</sup> and 3<sup>rd</sup> in each Division at the SASP State Team. Each Squad Member and the Head Coach for each of these Squads will receive similar awards. **If a Match Director wants to recognize additional categories, divisions, high overall scores, etc., they have that option, it will need to be built into their match budget.**

## 15. SASP NATIONAL TEAM CHAMPIONSHIPS

### A. National Championship Events

SASP Teams entering valid Competitive Squads may compete for Team awards in the following Divisions:

#### Pistol:

- ▶ **INTERMEDIATE**
- ▶ **SENIOR**
- ▶ **COLLEGIATE**

#### Rifle:

- ▶ **ROOKIE**
- ▶ **INTERMEDIATE**
- ▶ **SENIOR**
- ▶ **COLLEGIATE**

### B. Eligibility for SASP National Team Championship

**ROOKIE, INTERMEDIATE AND SENIOR:** All SASP Athletes may register and shoot at the SASP National Team Championships.

**COLLEGIATE:** All SASP Collegiate teams may register and shoot at the SASP National Collegiate Team Championships.

### C. Squads

**ALL COMPETITIVE SQUADS** (see Section 4-D) are welcome to enter the SASP National Championships. **Coaches may enter as many COMPETITIVE SQUADS in the SASP National Team Championships as they choose to enter.**

### D. Squad Substitutions

Head Coaches of valid COMPETITIVE SQUADS entered in the SASP National Team Championships are allowed ONE (1) substitution to their squads. Additional substitutions may be allowed with specific approval of the State Advisor and the SASP National Staff. In order to be eligible as a substitute, one must be a registered member of the Team and must have participated in his/her SASP State Championship event.

**IMPORTANT! PLEASE NOTE: NO SUBSTITUTIONS will be allowed after a competitor fires the first shot of a legal run. Once a Squad Member fires a legal run in ANY SASP National Team Championship event, his/her score will be counted as part of the Squad's aggregate score even if he/she cannot finish the event. For every stage not completed, the score will be the mandatory 120 second time; i.e. if a shooter fails to complete a stage then his/her**

score for that stage will be 120 seconds). If they fail to complete a full match then the score will be what they have shot plus 120 seconds for the remaining stages.

## 16. SASP NATIONAL TEAM CHAMPIONSHIPS – (ENTRY PROCEDURES)

### A. National Championship Entry Form

Entry into the SASP National Team Championships requires the Head Coach to submit a SASP NATIONAL TEAM CHAMPIONSHIP SQUAD ENTRY FORM to the SASP National Administrative Office for each SQUAD entered. The SASP National Championship Squad Entry Form **MUST** be submitted to the SASP National Administrative Office.

Changes may be made to Squad Entry Forms, by Head Coaches, so long as the substitution does not alter the Division of the Squad. **The SSSF National Program Staff must approve any change that affects Division.** Head Coaches should print off a revised Squad Entry Form to submit to the State Advisor upon registering for the National Championships.

**Head Coaches are urged to emphasize to their Athletes the importance of making a commitment to the TEAM and keeping it. Simply put, if a team member indicates he or she will attend the event, they have an obligation to the team and particularly to their squad mates to attend the event.**

### B. Entry Procedure

Registration forms are available from the SASP National Administrative Office.

### C. SASP National Championships Awards

The Scholastic Shooting Sports Foundation will provide awards for the winning Squads placing First through Third in each Division. Each Squad Member and the Head Coach will receive a similar award.

**DECISIONS OF THE SSSF NATIONAL PROGRAM STAFF ARE FINAL.**

## 17. SASP VIRTUAL E-POSTAL MATCH SERIES

The Virtual E-Postal Match Series is designed so teams can compete without having to travel to other ranges. To compete in this series the team/squad must shoot the entire course of fire and submit their scores for registration. Score sheets can be downloaded from the website ([www.sssfonline.org](http://www.sssfonline.org)). The shoot season is September 1 – August 31. The winning Squads placing First through Third in each Division will be recognized. Scores submitted and registered will also be eligible random drawn prizes, so everyone has a chance to win something.

**TO BE ELIGIBLE FOR VIRTUAL E-POSTAL MATCH SERIES CHAMPIONSHIPS OR RANDOM DRAWN PRIZES A TEAM/SQUAD MUST REGISTER AT LEAST THREE (3) SCORES.**

### ELIGIBILITY FOR SASP VIRTUAL E-POSTAL MATCH SERIES

Any team/squad that is registered in the SASP is eligible and encouraged to compete in this series.

### SUBMITTING SCORES

Coaches must register each score by submitting the actual score sheets to [tmowry@sssfonline.com](mailto:tmowry@sssfonline.com). The cost of registration is \$5 per squad per match score.

## 18. IMPORTANT INFORMATION

### A. Solicitation Activities

Organizations and individuals desiring to solicit financial contributions or other assistance from local businesses or other third parties to support their participation in the SASP must do so in their own names. Organizations and individuals are strictly prohibited from using the SSSF name and SSSF's non-profit classification or claiming affiliation with the SSSF or any of the SSSF's affiliate companies in their solicitation activities, without the sole written consent of the SSSF.

Organizations and individuals accepting financial contributions or other assistance in connection with their participation in the SASP shall be solely responsible for collecting, recording, disseminating, substantiating and reporting all contributions or support they receive. Neither the SSSF nor the SASP shall be responsible for any activities that organizations or individuals may engage in with respect to their participation in the SASP. Any questions regarding tax deductibility should be directed to your financial advisor.

**B. SASP Logo**

“Scholastic Action Shooting Program”, “SASP”, and the SASP logo are trademarks or registered trademarks. Organizations and individuals, whether or not participating in the SASP, are prohibited from using the SASP trademarks without the prior written consent from the SSSF. To obtain consent to use SASP trademarks, please send a written request to SSSF National Headquarters at the address in Section 19, below.

**C. Coaches/Parents Behavior**

Any grievances with how an event has been run or questioning the results of any event sponsored by SASP may discuss this with the SASP staff and committee. Anyone causing a disturbance or scene at an awards ceremony can and will be escorted from the premises by a local law enforcement officer. This may result in expulsion from the program.

**D. Endowment Funding**

Endowment funding will ONLY be awarded to teams that are CURRENTLY registered and up to date with the SASP. This includes payment by all athletes and coaches registered with the team and competing. This MUST be done prior to participating in any SASP sponsored event. Failure to do this will move up other teams that are current with the SASP and they will receive those funds. This will take full effect with both National Championships in 2014 and all matches going forward.

**19. CONTACT THE SCHOLASTIC ACTION SHOOTING PROGRAM**

The SSSF National Program Staff are responsible for the administration of the SASP and is the arbiter and final decision making authority for resolving SASP issues. SASP is committed to optimizing participation opportunities for SASP athletes and coaches. That commitment includes ensuring that no SASP athlete or coach are disqualified due to circumstances beyond their control. SASP will ask for documented proof in any questionable situation.

Special circumstances may be brought to the attention of the SSSF National Program Staff at the following address:

*(Send all forms, payment & registration to...)*

**SCHOLASTIC SHOOTING SPORTS  
FOUNDATION OFFICE**

5931 Roft Road  
San Antonio, Texas 78253  
E-Mail address: [bberka@sssfonline.com](mailto:bberka@sssfonline.com)  
Website: [www.sssfonline.org](http://www.sssfonline.org)

**SASP NATIONAL ADMINISTRATIVE**

165 Bay Ridge Lane  
Burlington, WI 53105  
Email address: [tmowry@sssfonline.com](mailto:tmowry@sssfonline.com)  
Website: [www.sssfonline.org](http://www.sssfonline.org)

**The Scholastic Shooting Sports Foundation and the Scholastic Action Shooting Program, reserve the right to make any changes without notice should safety or unfair play become a concern due to unforeseen circumstances.**

**ACKNOWLEDGEMENTS:**

**The Scholastic Shooting Sports Foundation would like to thank the following individuals for helping with the compilation of this handbook or for assistance with program development:**

**Scott Moore**  
**Ed Fitzgerald**  
**Tom Yost**  
**Paul Dandini**  
**Yamil Sued**  
**Tom Johnston**  
**Mike Critser**

**2/29/16**

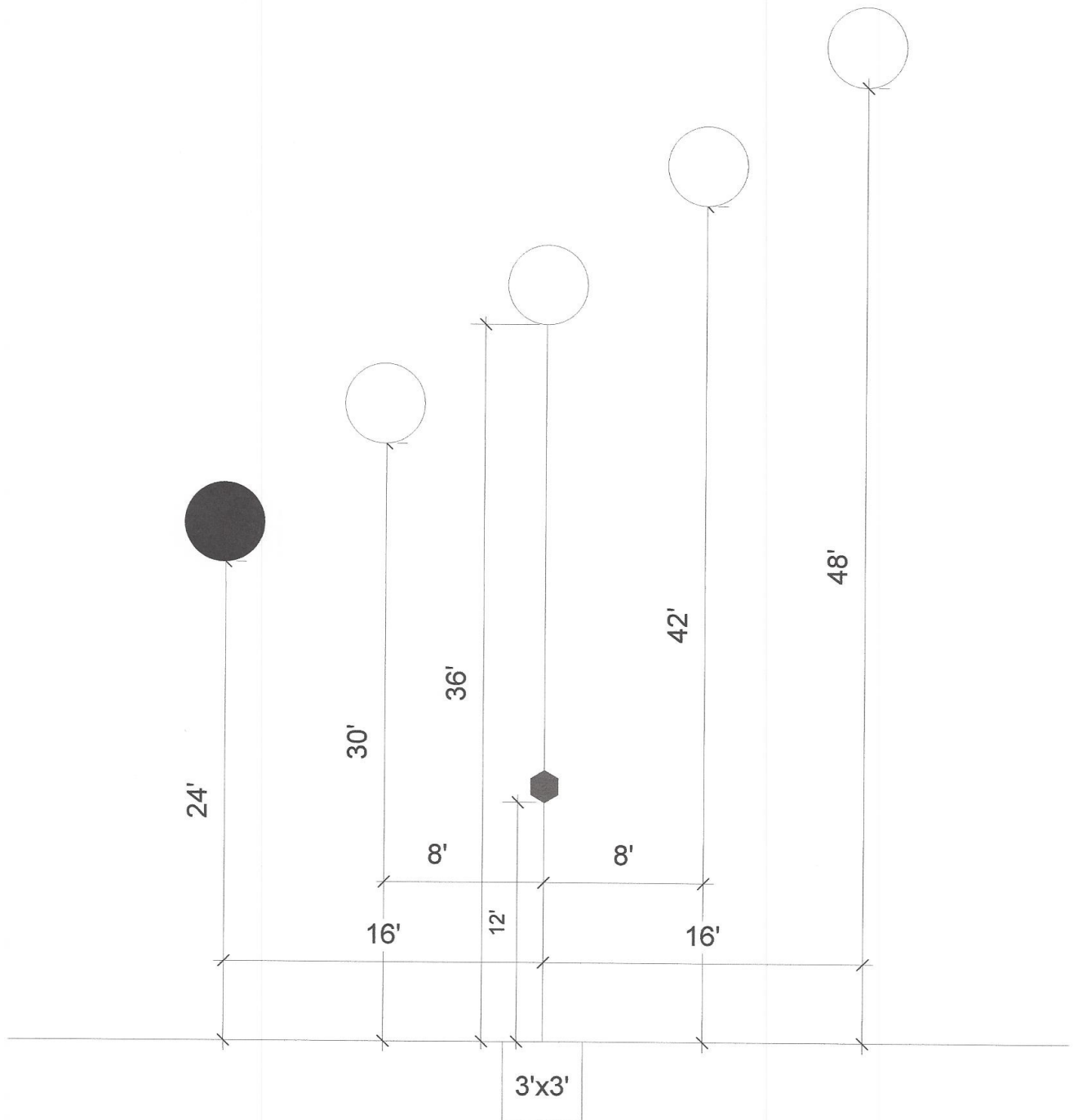


## APPENDIX A

4 -12" Round (top at 5')  
1 -12" Round Stop (top at 5')

"Low Ready" aiming point located 12' center of 3'x3' shooting box

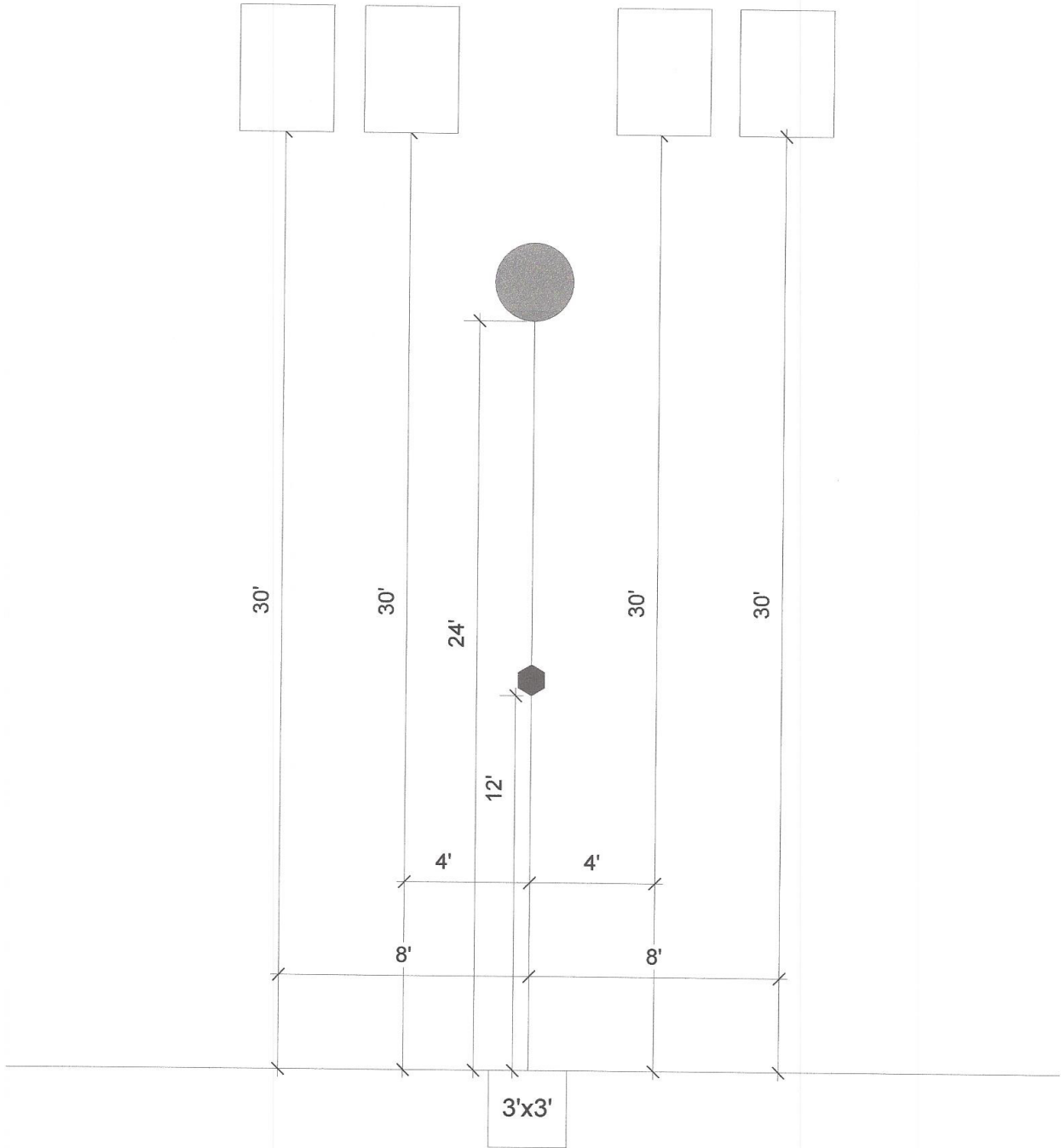
# Focus



- 4 - 18"x24" Rectangles (top at 5'-6")
- 1 - 12" Round Stop (top at 5')

# Go Fast!


"Low Ready" aiming point located 12' center of 3'x3' shooting box



# Speed Trap

- 1- 18"x24" Rectangle (top at 5'-6")
- 2 -10" Round (top at 5')
- 1 -12" Round (top at 5')
- 1 -12" Round Stop (top at 5')

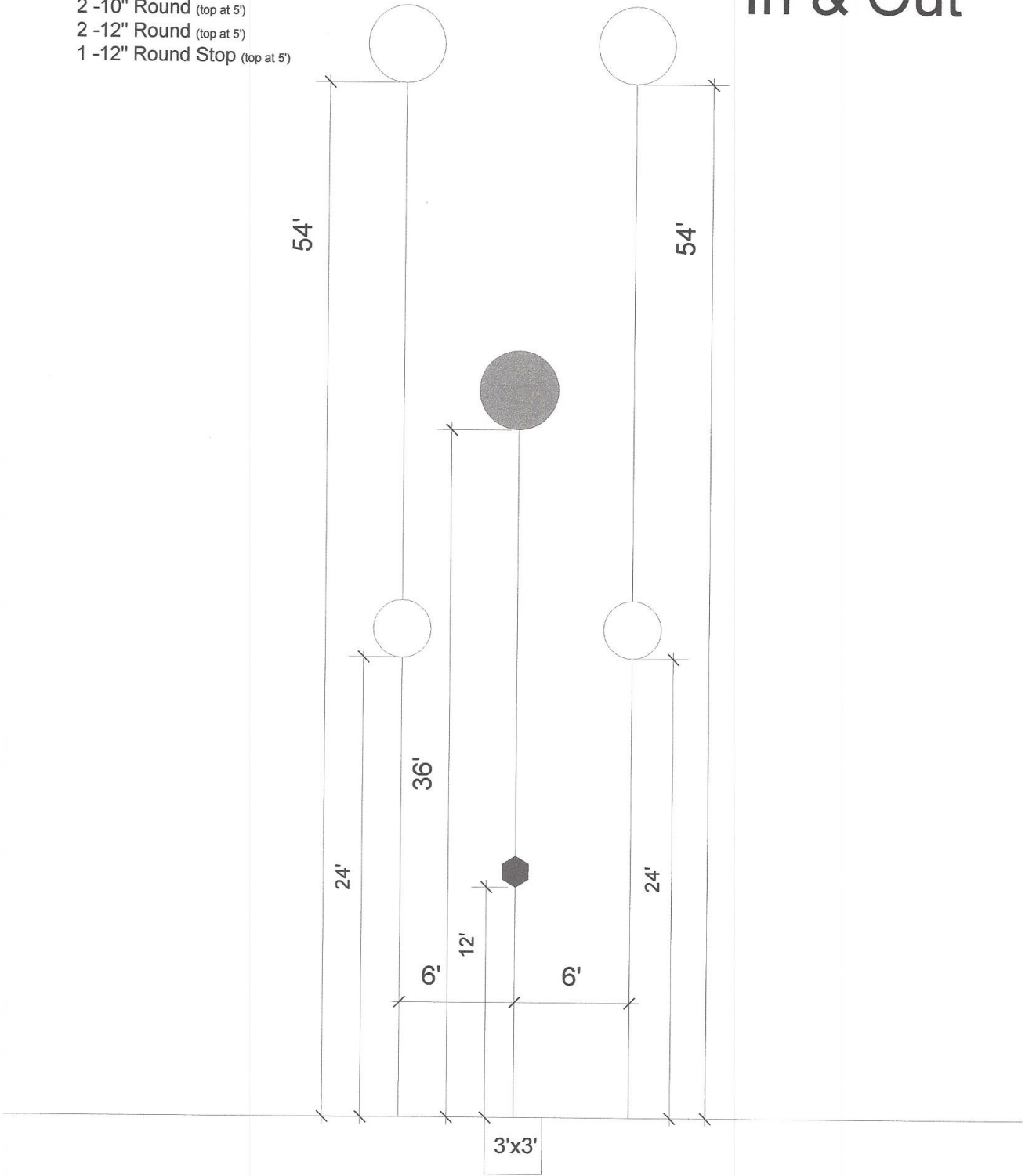
"Low Ready" aiming point located  
12' center of 3'x3' shooting box



"Low Ready" aiming point located 12' center of 3'x3' shooting box

- 2 -10" Round (top at 5')
- 2 -12" Round (top at 5')
- 1 -12" Round Stop (top at 5')

# In & Out



## APPENDIX B – IDPA STOCK SERVICE PISTOL DIVISION (SSP)

### 8.2. Firearms - Divisions

#### 8.2.1 Stock Service Pistol Division (SSP)

##### 8.2.1.1 Handguns permitted for use in SSP must:

8.2.1.1.1 Have a minimum annual production of 2,000 units. Discontinued models must have had a total production of 20,000 units.

8.2.1.1.2 Be semi-automatic.

8.2.1.1.3 Be double action, double action only, or striker fired.

8.2.1.1.4 Be 9mm (9x19) or larger caliber.

8.2.1.1.5 The unloaded firearm with the heaviest magazine must weigh 43.00 oz/1219.0 grams or less.

8.2.1.1.6 The firearm with the largest magazine inserted must fit in the IDPA gun test box measuring 8 ¾" x 6" x 1 5/8" (222.3mm x 152.4 mm x 41.3 mm.)

##### 8.2.1.2 Start Condition:

8.2.1.2.1 Selective DA/SA firearms will start hammer down.

8.2.1.2.2 Firearms with a de-cocking lever or button will be de-cocked using the lever or button.

8.2.1.2.3 If the hammer must be lowered by pulling the trigger and manually lowering the hammer, the hammer will be lowered to the lowest position possible.

8.2.1.2.4 In SSP, manual safeties may be engaged at the shooter's discretion.

##### 8.2.1.3 SSP Permitted Modifications (Inclusive list):

8.2.1.3.1 Sights may be changed to another notch and post type but slides may not be machined to accept different style sights in SSP.

8.2.1.3.2 Grips may be changed to another style or material that is similar to factory configuration and do not weigh more than 2.00 oz/56.7 grams more than the factory standard weight for that model.

8.2.1.3.3 Magazine releases, slide stops, safety levers, de-cocking levers, hammers, and triggers, that are stock on one SSP legal firearm may be used on another SSP legal firearm from the same manufacturer provided they are drop in replacements.

Parts in this list must come factory installed on standard production firearms. Special parts that are available installed only from a factory custom shop are not eligible in SSP. Effective 04/01/2014.

8.2.1.3.4 Recoil spring guide rods and dual spring recoil systems made of material that is no heavier than stainless steel.

8.2.1.3.5 Frames may be replaced with identical frames from the same manufacturer.

8.2.1.3.6 A slip-on grip sock and/or grip tape, skateboard tape, etc. may be used.

8.2.1.3.7 Internal action work may be used to enhance trigger pull as long as safety is maintained (no visible external modifications allowed).

8.2.1.3.8 Internal reliability work.

8.2.1.3.9 Aftermarket extractors and pins may be used.

8.2.1.3.10 Internal accuracy work.

8.2.1.3.11 Replacement of barrel with one of factory configuration and original caliber.

8.2.1.3.12 Plastic plugs may be used to fill the opening behind the magazine well.

8.2.1.3.13 Custom finishes may be applied.

8.2.1.3.14 Stock slide cover plates may be refinished.

8.2.1.3.15 Slides may be engraved. Engraving is defined as etching into the slide of logos, letters, and graphics no deeper than the original factory logos.

8.2.1.3.16 Stippling and texturing may be performed on readily replaceable parts of the grip frame such as replaceable back straps and replaceable grip panels.

8.2.1.3.17 Aftermarket magazines may be used provided they do not weigh more than 1.00 oz/28.3 grams over the same capacity factory magazine.

8.2.1.3.18 Aftermarket magazine base pads may be used provided they do not make the magazine weight more than 1.00 oz/28.3 grams over the same capacity factory magazine.

8.2.1.3.19 Magazine base pads may be modified by reshaping, texturing, or adding bumper pads provided that they do not make the magazine weigh more than 1.00 oz/28.3 grams over the same capacity factory magazine.

8.2.1.3.20 Magazines that are longer than stock may be used provided they meet all other division requirements.

#### 8.2.1.4. SSP Excluded Modifications (Non-Inclusive list):

8.2.1.4.1 Externally visible modifications other than those listed in the Permitted Modifications section.

8.2.1.4.2 Aftermarket or visibly modified magazine releases, slide stops, safety levers, de-cocking levers, and hammers.

8.2.1.4.3 Robar-style grip reduction.

8.2.1.4.4 Add-on magazine well opening.

8.2.1.4.5 Slide inserts to accommodate a different recoil assembly design.

8.2.1.4.6 A barrel of another caliber that is not offered in the original factory model.

8.2.1.4.7 Customization of the slide by adding front cocking serrations, tri-top, carry melts, and high power cuts.

8.2.1.4.8 Compensated firearms with non-compensated barrels installed.

8.2.1.4.9 Checkering or stippling on non-readily replaceable parts of the grip frame.

8.2.1.4.10 Aftermarket slides.

8.2.1.4.11 Removing material from the magazine well opening.

8.2.1.4.12 Aftermarket grip tang extensions or beavertails.

8.2.1.4.13 Disabling the slide stop.

-